



Make the Football - Steps using the attached template


Step 1




Step 2




Step 3




Step 4




Step 5




Step 6




Step 7




Step 8




Step 9



Step 10




Step 11




Step 12




Step 13



Step 14



Step 15



1

A diagram consisting of a horizontal arrow pointing to the right, labeled with the number '1' above it. The arrow's tip points to a vertical dashed line that extends from the top to the bottom of the image.

2



10

under 11

9

3

4

5

6

under 8

7