



# SQUARE FOOT GARDENING

*Liz Driscoll, 4-H Specialist, NC State Extension*

(Adapted from Junior Master Gardener's Teacher / Leader Guide)

Some plants like pumpkins need a lot of room to grow and ramble. Other plants don't mind growing close together. Use paper-towels to help you learn how much room each plant needs to grow!

## SUPPLIES

- Paper towels (thinner is better)
- Veggie seeds of your choice
- Glue
- Garden to plant into
- Plant labels



**FIGURE 1.** Raised bed gardens are very easy to do square foot gardening in. Just mark every foot and tuck your plants into grow!

## LET'S DO IT!



1. Decide what vegetable seeds you want to plant.
2. Use the guide on the following pages to figure out how many seeds should go on your paper towel.
3. Paper towels are about one square foot (12 inches long and 12 inches wide). Detach a piece of paper towel (or two if planting squash, melon, or pumpkin)
4. Fold your paper towel on the dotted lines just like the diagram for your veggie.
5. Mark with a marker where on the paper towel each seed is going to go.
6. Glue one seed on each mark.
7. Let the glue dry.
8. Plant your paper towel in your garden by covering it lightly with soil.
9. **Tip:** if you have really heavy paper towel, you can wet your paper towel and poke your seed right into the soil.

## TALK IT OVER

1. What plants did you choose? Why?
2. How can using paper towels help you understand the spacing needs of plants.
3. What other ways could you figure out square foot planting in your garden?
4. How do you think have the right amount of space helps plants grow?
5. How does having what you need help you grow?


# SQUARE FOOT GARDENING GUIDE

Use the guide below to figure out the spacing for your plants!




**3" spacing between plants = 16 plants per square foot**

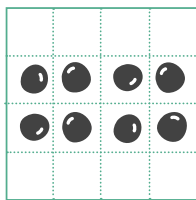

- carrots
- radishes
- green onions
- chives



Carrots




Radish





**3" spacing between plants on a trellis = 8 plants per square foot**

- peas
- pole beans




Peas

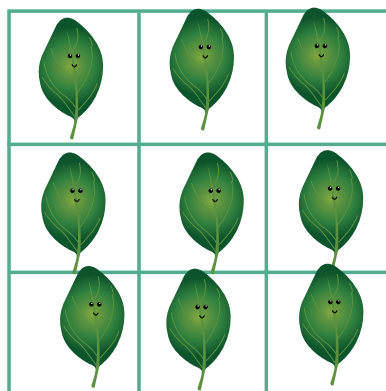


**4" spacing between plants = 9 plants per square foot**

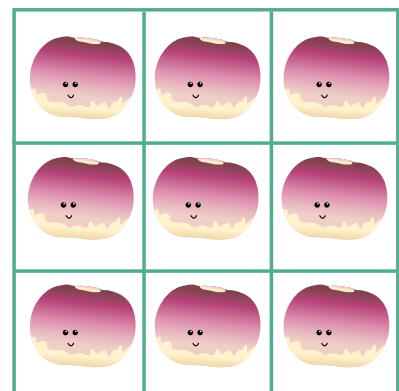
- snap beans
- spinach
- beets, turnips, kohlrabi
- leeks, onions, garlic, scallions



Snap bean



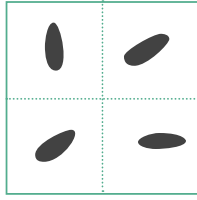
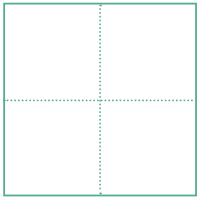
Spinach



Turnip


# SQUARE FOOT GARDENING GUIDE

Use the guide below to figure out the spacing for your plants!




• **6" spacing between plants = 4 plants per square foot**


- lettuce
- swiss chard
- corn
- parsley, parsnips




Turnip



Corn




Lettuce




• **8" spacing between plants = 2 plants per square foot**


- cucumbers (on trellis)
- sweetpotatoes
- kale



Cucumbers



Sweetpotato




Kale

# SQUARE FOOT GARDENING GUIDE


Use the guide below to figure out the spacing for your plants!




- **12" spacing between plants = 1 plant per square foot**
- tomatoes, eggplant, peppers, potatoes
- celery, asparagus, okra
- cauliflower, broccoli, cabbage
- sunflowers



Cauliflower




Eggplant




Tomato




Okra




Broccoli




Potato



- **18-24" spacing between plants = 1 plants per 2 square feet**
- summer squash, zucchini
- winter squash, pumpkins
- melons



Pumpkin



Melon